

*"Empowering our people  
to be their best"*



# Workforce Equality Report

2023



Cyngor Sir  
**CEREDIGION**  
County Council



Caru Love  
**Ceredigion**

## Introduction

The Equality Act 2010 brought together and replaced all of the previous anti-discrimination laws under a single Act. Previously public sector bodies had separate duties with regard to race, disability and gender equality however the Equality Act 2010 consolidated these under a new public sector equality duty (the general duty) covering the following protected characteristics:

- Age
- Disability
- Gender Reassignment
- Pregnancy and maternity
- Race – including ethnic or national origin, colour or nationality
- Religion or belief – including lack of belief
- Sex
- Sexual Orientation
- Marital Status - it applies to marriage and civil partnership, but only in respect of the requirement to have due regard to eliminate discrimination.

The Equality and Human Rights Commission describes the aim of the general duty as “to ensure that public authorities consider how they can positively contribute to a fairer society through advancing equality and good relations in their day-to-day activities”. This requires that we have due regard to the need to:

- eliminate unlawful discrimination, harassment and victimisation
- advance equality of opportunity between people who share a relevant protected characteristic and those who do not
- foster good relations between people who share a relevant protected characteristic and those who do not

In addition to the general duty, as a listed public authority in Wales, Ceredigion County Council has a range of specific duties one of which is to collect and publish annually a range of data relating to our workforce; those who have applied for jobs in the Authority; those who have left during the year, any pay differences and staff training.

Whilst the Authority recognises that there is no obligation for staff to provide information in relation to their protected characteristics we have encouraged staff to complete their equality monitoring profile in the Self-Service section of the HR/Payroll system. Staff have been contacted to explain the Authority’s commitment to equality and valuing diversity in all its roles, and the duties placed on us by the Equality Act 2010. Staff were informed of how the information would be securely held and only used for monitoring purposes.

**Please Note:**

- This report only includes centrally employed staff of Ceredigion County Council and therefore does not include those staff (teachers and support staff) employed directly by school Governing Bodies.

# Current Workforce

The profile of Ceredigion County Council's workforce on 31st March 2023.

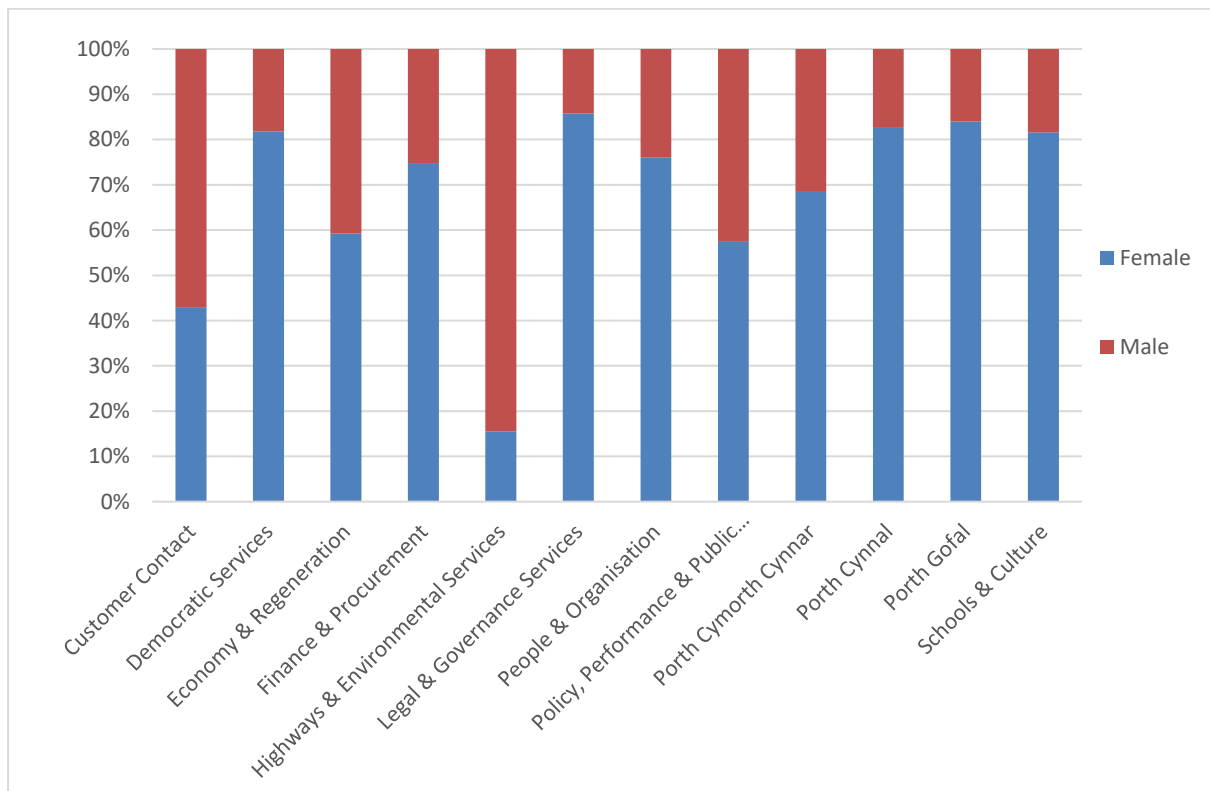


## Grade and Pay

The tables below shows the Job category as reported by service conditions, grades and salary ranges broken down by male and female for Ceredigion County Council.

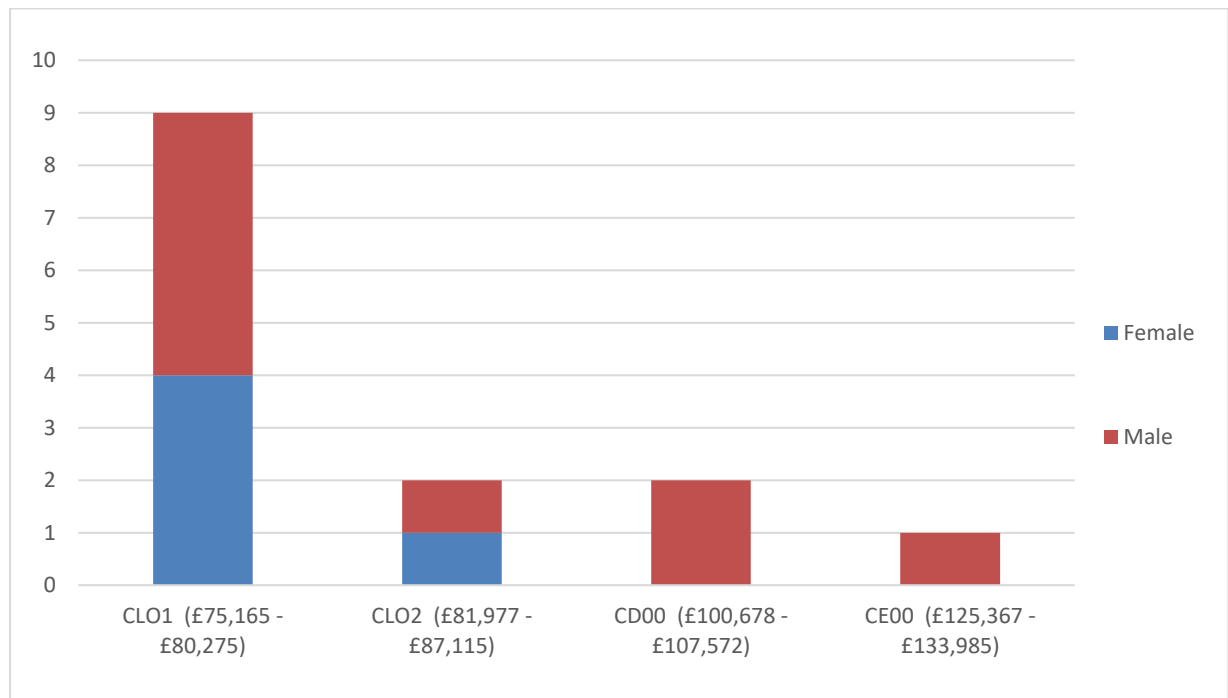
This data is collated to show the following employee groups: Chief Officer, National Joint Council (NJC - Green Book), Soulbury and Centrally Employed Teachers.

## Gender by Service

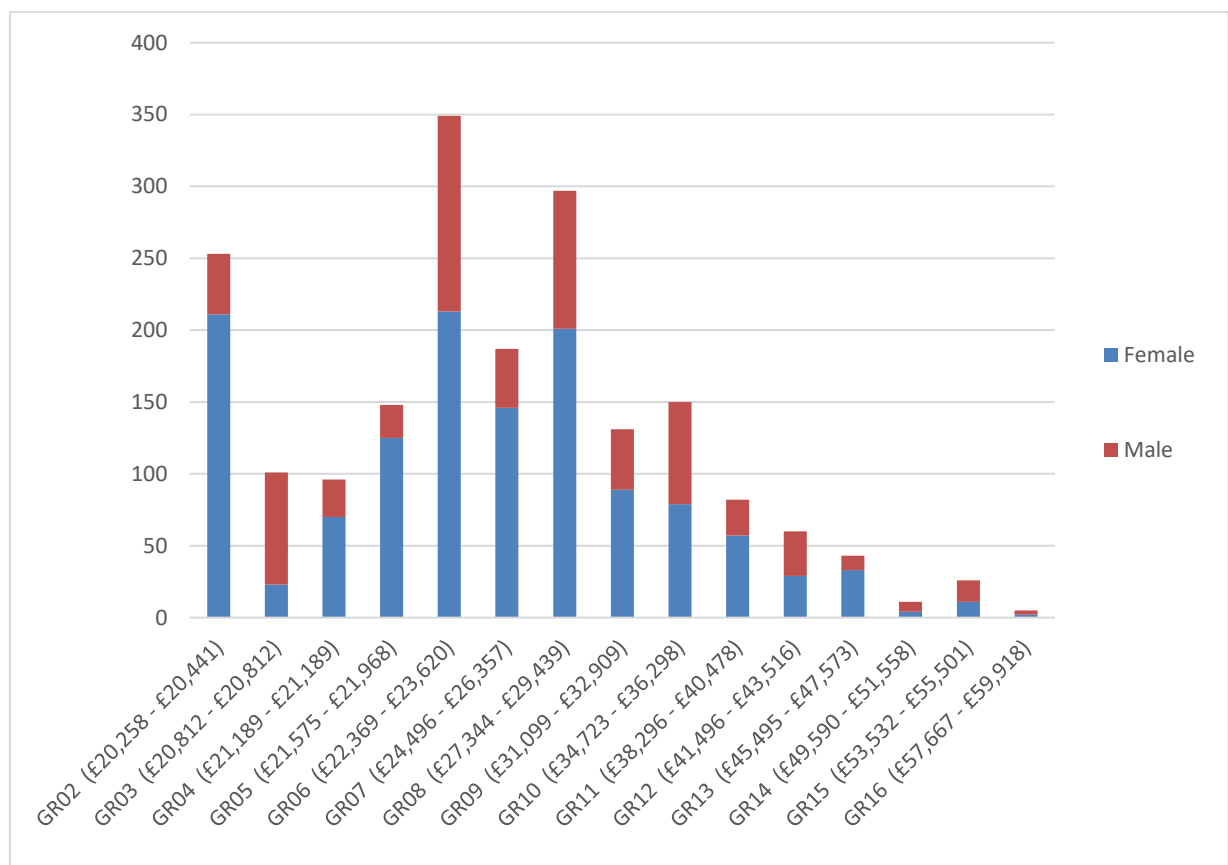


## Gender by Grade

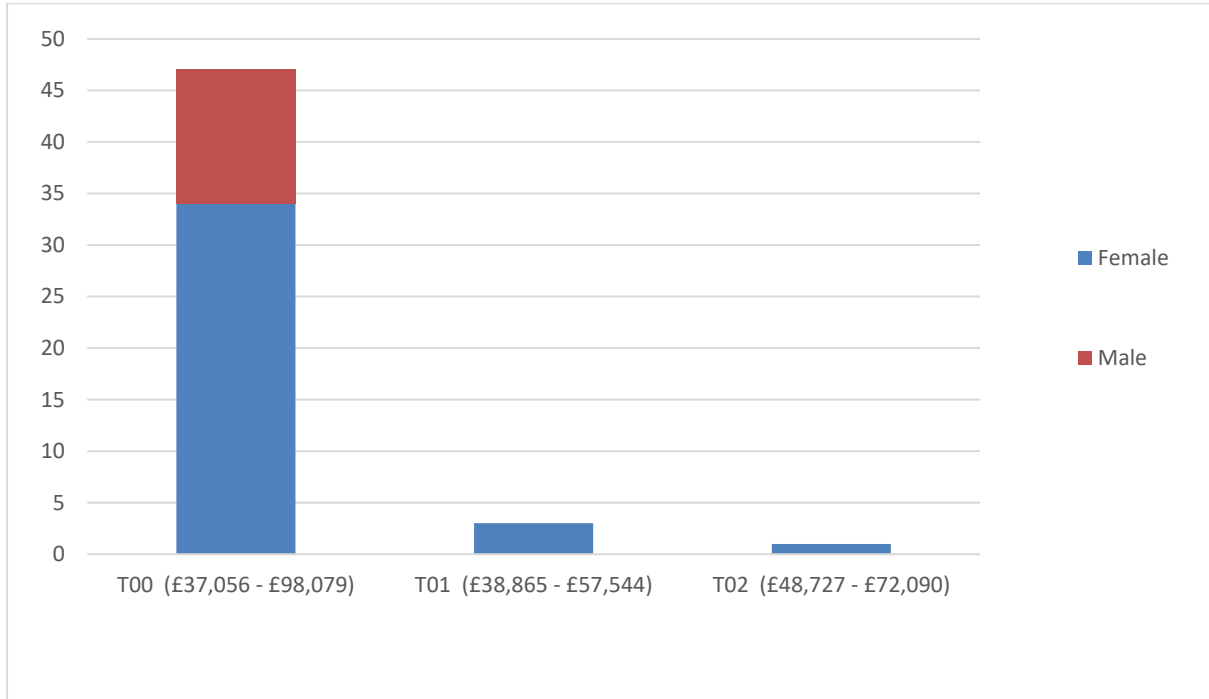
### Chief Officers



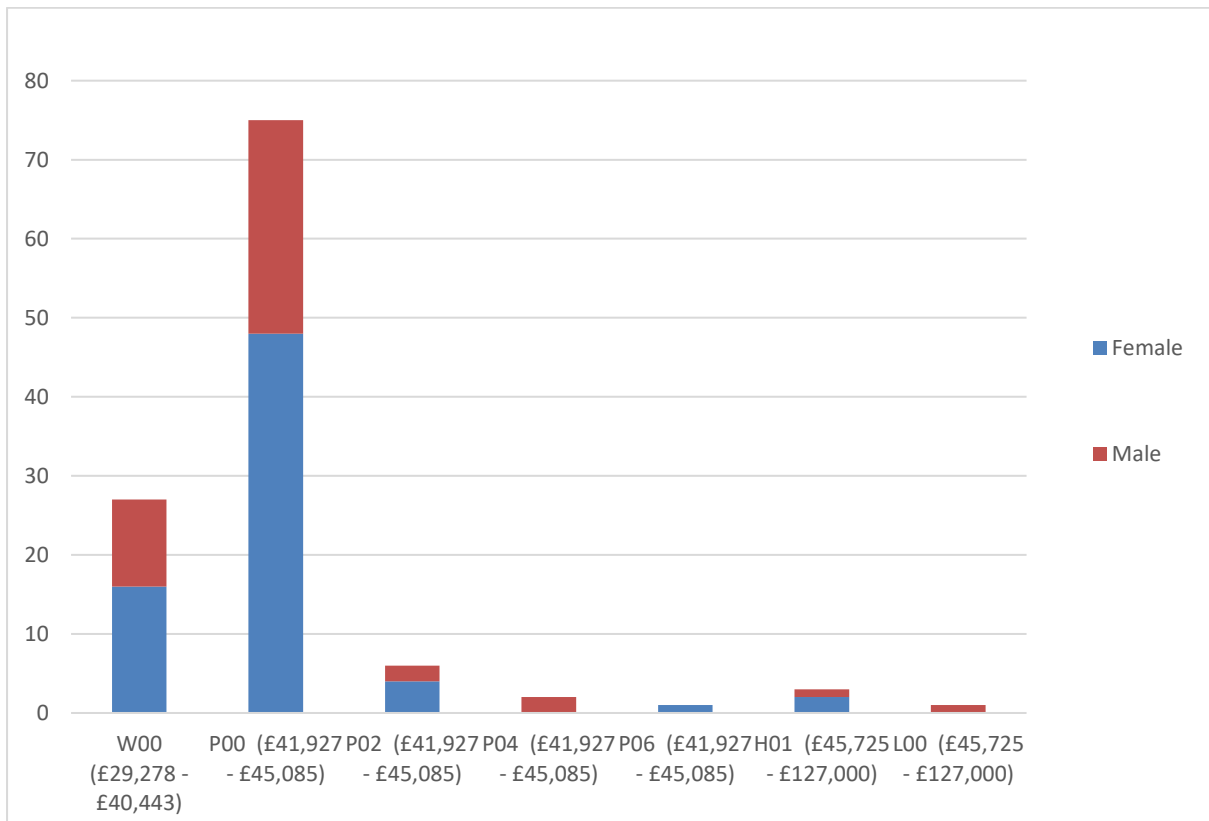
### NJC



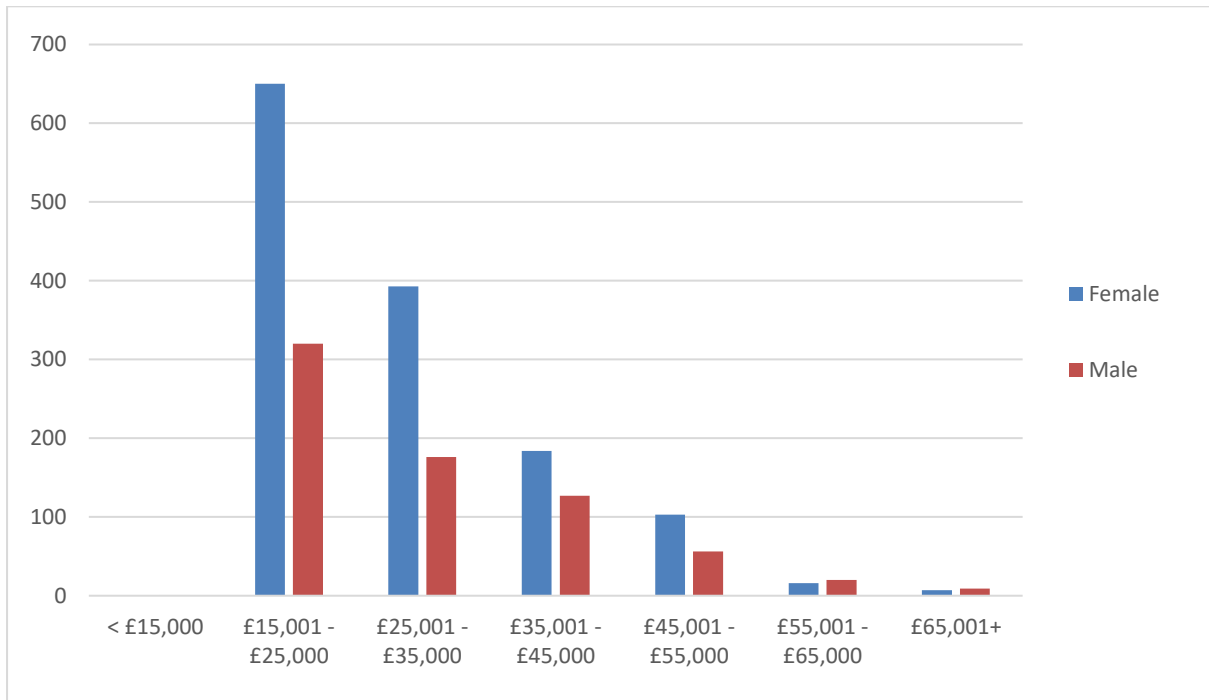
## Soulbury



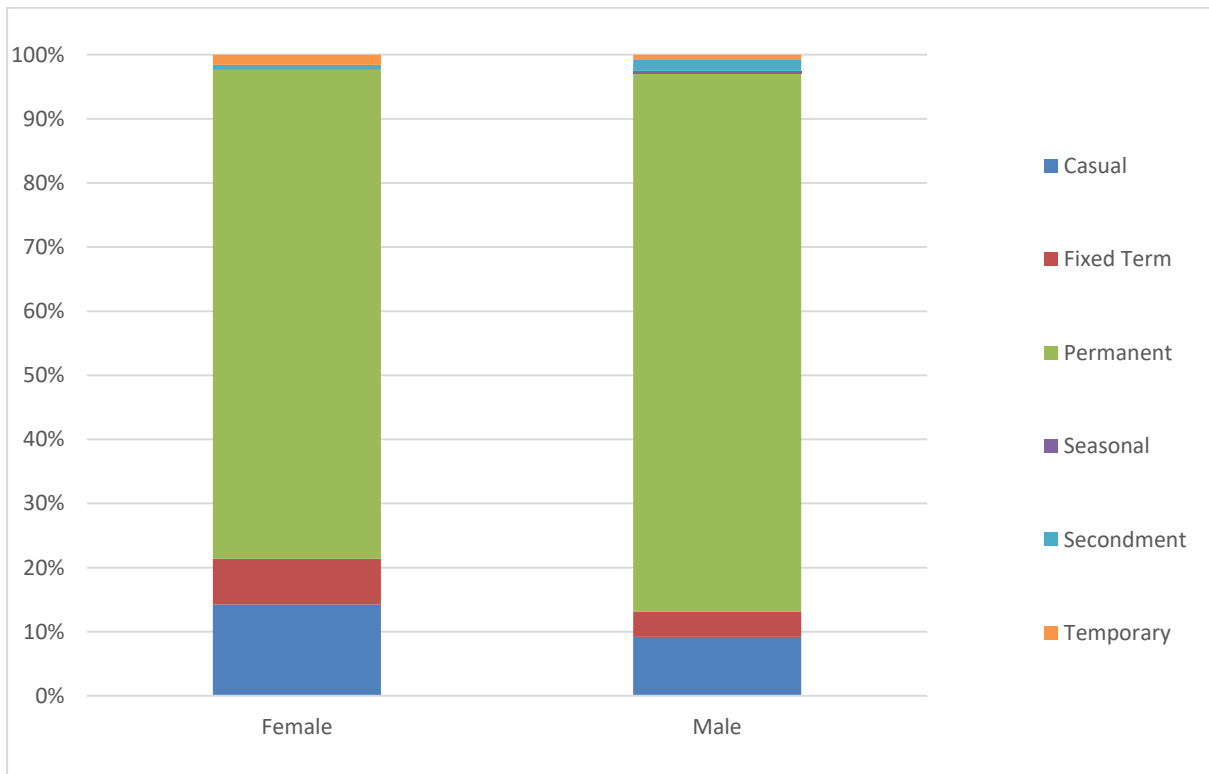
## Teachers – Centrally Employed



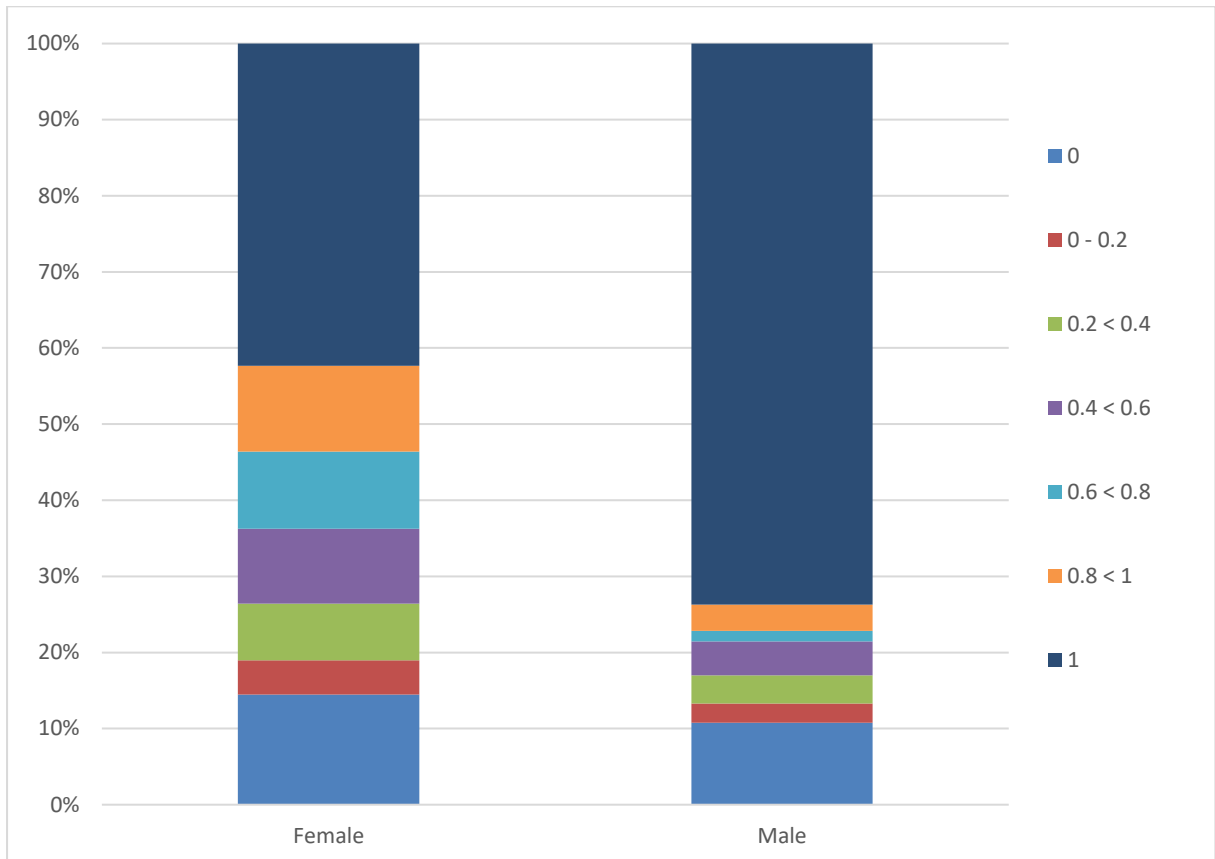
## Gender by Pay



## Gender by Contract Type



# Gender by Working Pattern (FTE)



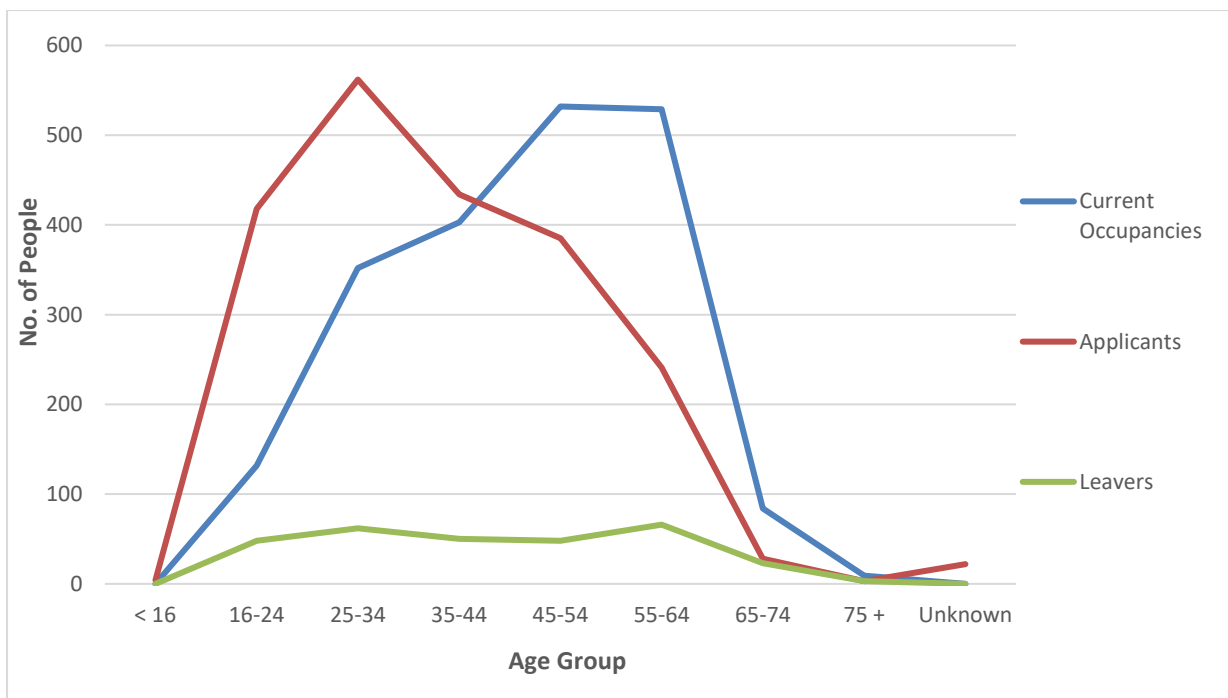


# Age

The Authority's current workforce profile consists of 56.5% who are over the age of 44. The largest single group is in the 45 – 54 years old category (26.1%), followed by 55 – 64 years old (25.9%), 35 – 44 years old (19.8%), 25 – 34 years old (17.2%), 16 – 24 years old (6.5%), 65 – 74 years old (4.1%), and over 75 years old (0.4%).

In contrast, 67.6% of applicants were under the age of 45 years old. The largest single group of applicants were in the 25 – 34 years old category at 26.8%, followed by 35 – 44 years old (20.7%), 16 – 24 years old (19.9%), 45 – 54 years old (18.4%) and 55 – 64 years old (11.5%), 65 – 74 years old (1.3%), under 16 years old (0.2%), 75 years old and over (0.1%) whilst 1.1% were unknown.

The data for staff leaving Ceredigion County Council shows that the 55 – 64 years old category had the largest percentage of leavers at 22.0%, followed by the 25 – 34 years old category who accounted for 20.7%, 35 – 44 years accounted for 16.7%, 45 – 54 years old category at 16.0%, 16 – 24 years old category at 16.0% the 65 – 74 years old category accounted for 7.6%, and those 75 years old and over were 1.0%.

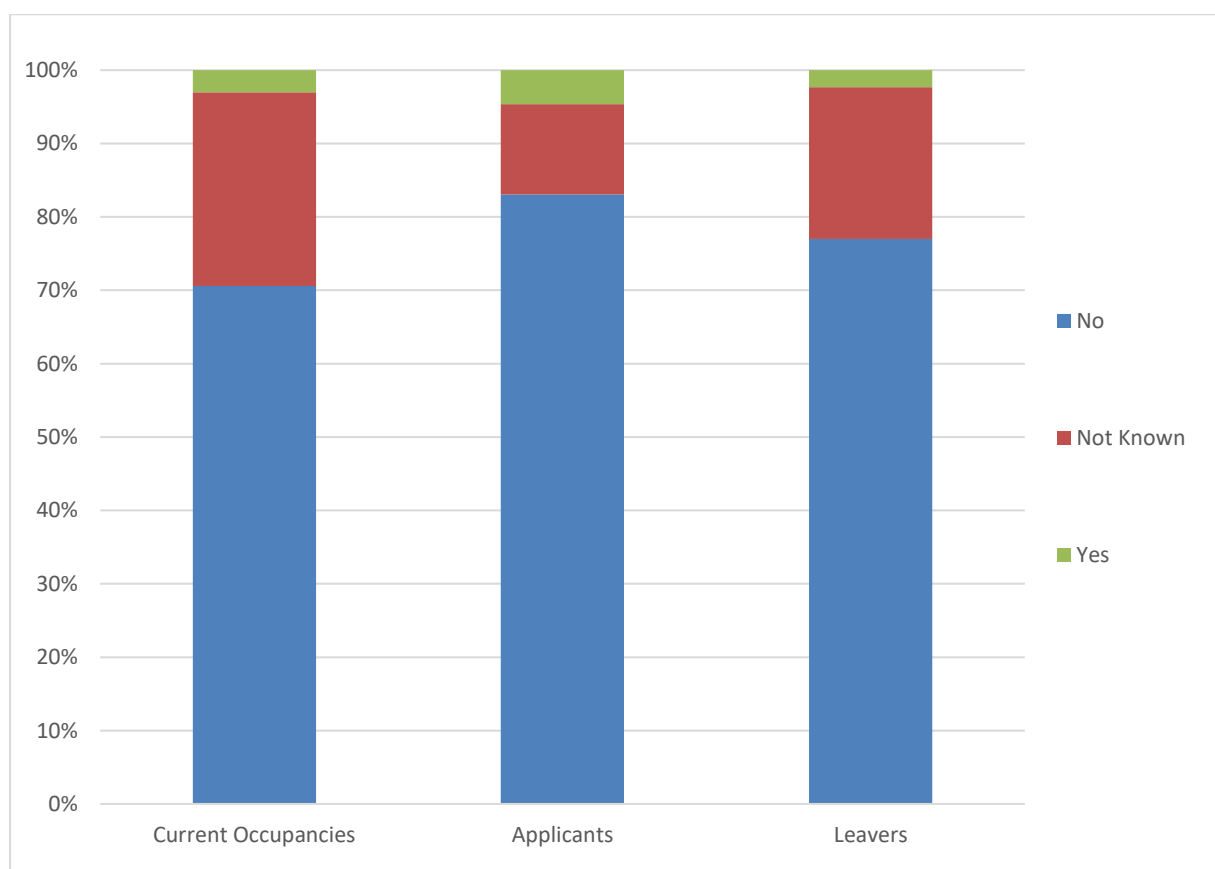


# Disability

Of the Authority's current workforce 3.0% declare that they have a disability whilst 70.6% declare that they do not. The status of the remaining 26.4% is not known.

4.6% of applicants declared that they did have a disability, whilst 83.1% declared that they did not. The status of the remaining 12.3% is not known.

The data for staff leaving Ceredigion County Council shows 2.3% declaring that they have a disability, 77.0% declaring that they did not have a disability with the status of the remaining 20.7% being not known.



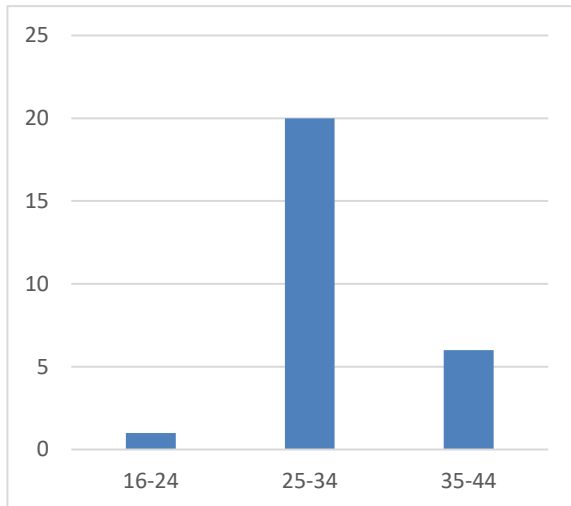
## Gender Reassignment

Specific information relating to this protected characteristic has not been published due to the possibility of identification as less than five individuals indicated that their gender was not the same as that assigned at birth.

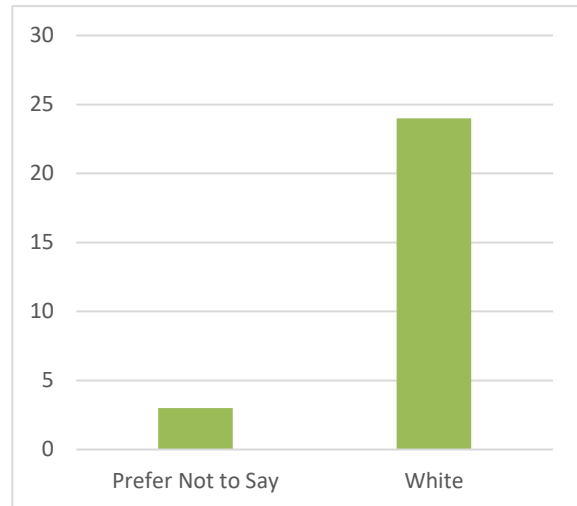
# Pregnancy and maternity

There were 27 employees who commenced maternity leave during the year up to 31 March 2023. This represents 2.0% of the female headcount.

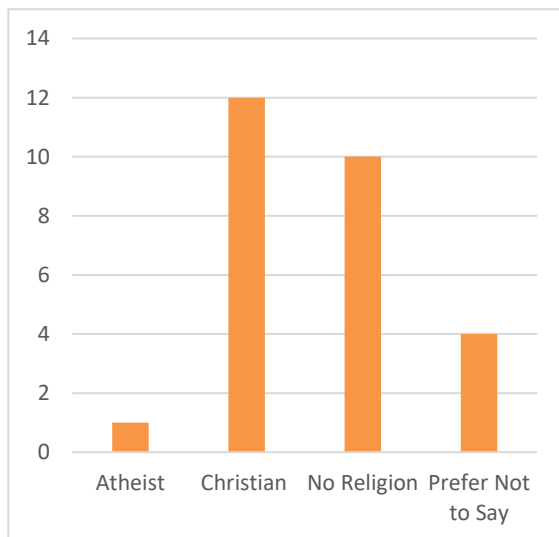
### Age



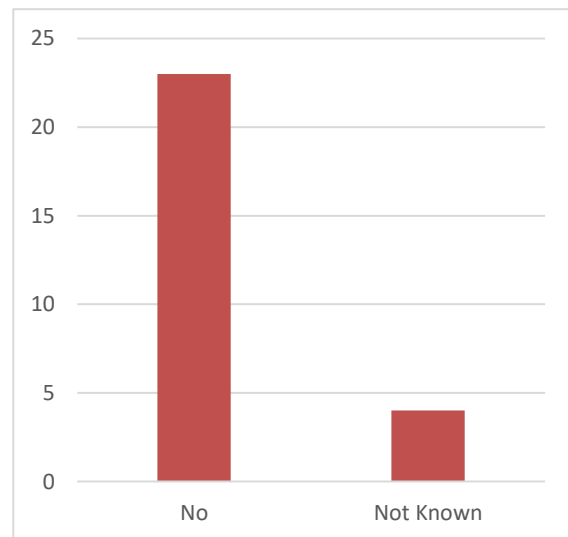
### Race



### Religion



### Disability

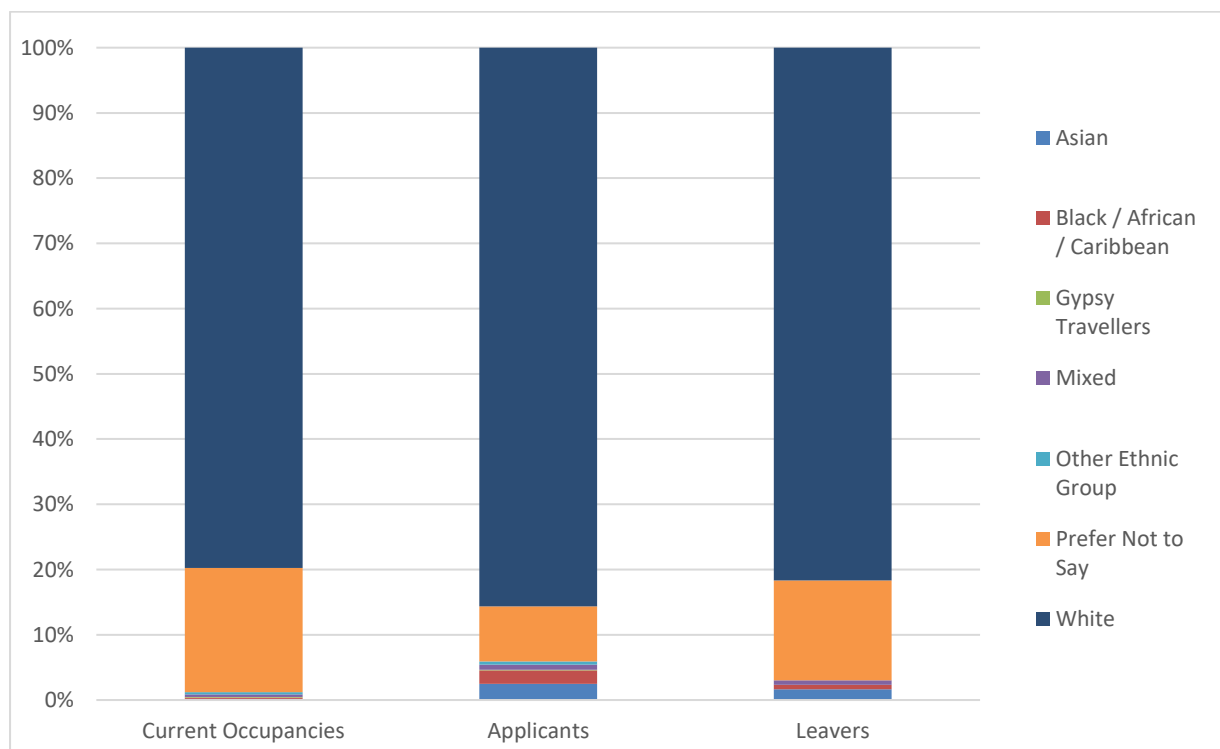


## Race - including ethnic or national origin, colour or nationality

The Authority's current workforce consist of 79.8% who chose White as their ethnicity, followed by Mixed ethnicity (0.4%), Other ethnic group (0.3%), Asian (0.2%), Black/African/Caribbean (0.2%), and Gypsy Travellers (0.1%). 19.0% of the workforce chose 'prefer not to say'.

The largest proportion of applicants were White (85.6%), followed by Asian (2.5%), Black/African/Caribbean (2.1%), Mixed ethnicity (0.8%), Other ethnic group (0.5%), and Gypsy Travellers (0.1%). 8.4% of applicants chose the 'prefer not to say' option.

The data for staff leaving Ceredigion County Council shows 81.7% as being White, followed by Asian (1.7%), Black/African/Caribbean (0.7%), Mixed ethnicity (0.7%), whilst the remaining 15.2% were recorded as 'prefer not to say'.

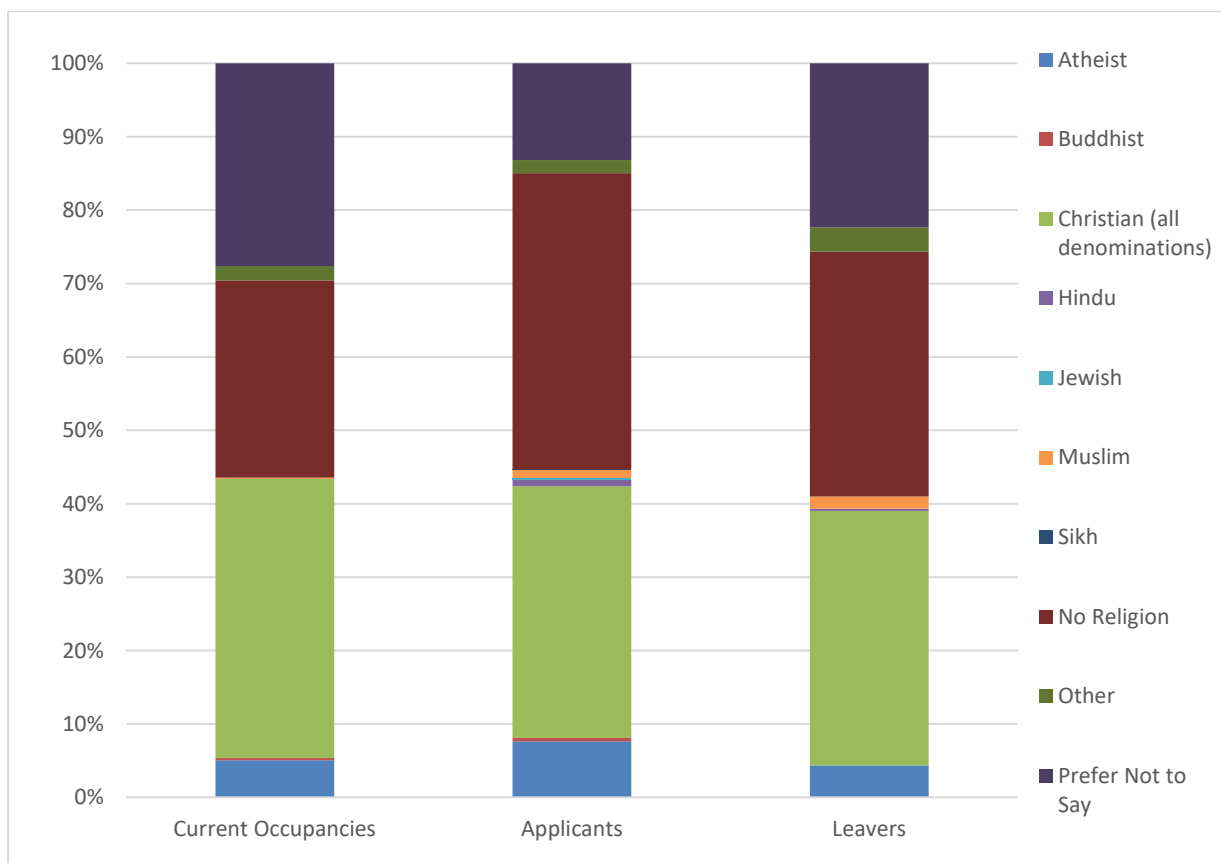


## Religion or belief

Of those who chose a religion or belief 'Christian (of all denominations)' form the largest group of the current workforce at 38.0%, followed by 'No religion' (26.9%), Atheist (5.0%), Other (2.0%), Buddhist (0.3%), Muslim (0.2%), whilst 27.6% preferred not to say.

The application process had less people (13.2%) choosing the 'prefer not to say' option than either of the current workforce group or those leaving the organisation. The largest proportion of applicants were No religion (40.3%), followed by Christian (34.3%), Atheist (7.6%), Other (1.8%), Muslim (1.1%), Hindu (0.9%), Buddhist (0.5%), Jewish (0.2%) and Sikh (0.1%).

The data for staff who left Ceredigion County Council shows the largest number being Christian (34.7%), followed by No religion (33.3%), Atheist (4.3%), Other (3.4%), Muslim (1.7%) and Hindu (0.3%) whilst those who 'prefer not to say' at 22.3%

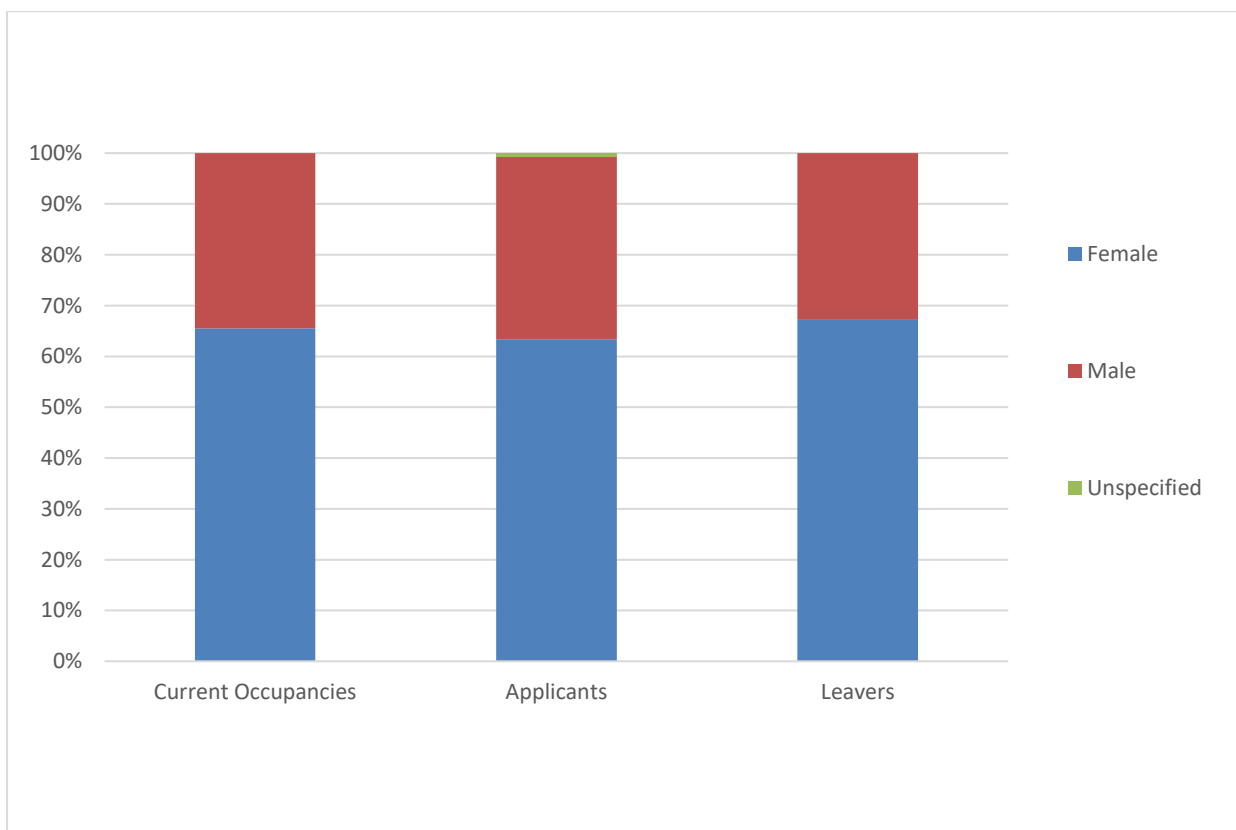


# Sex

As at 31 March 2023 Ceredigion County Council employed 2,041 staff. The workforce consisted of 1,337 (66%) females and 704 (34%) males.

This was also closely reflected in the percentage of males applying for posts, at 36% male applicants although the female ratio was slightly lower at 63%. The remaining 1% of applicants were 'unspecified'.

The data for staff who left Ceredigion County Council during the year also reflects a similar picture at 63% female and 37% male.

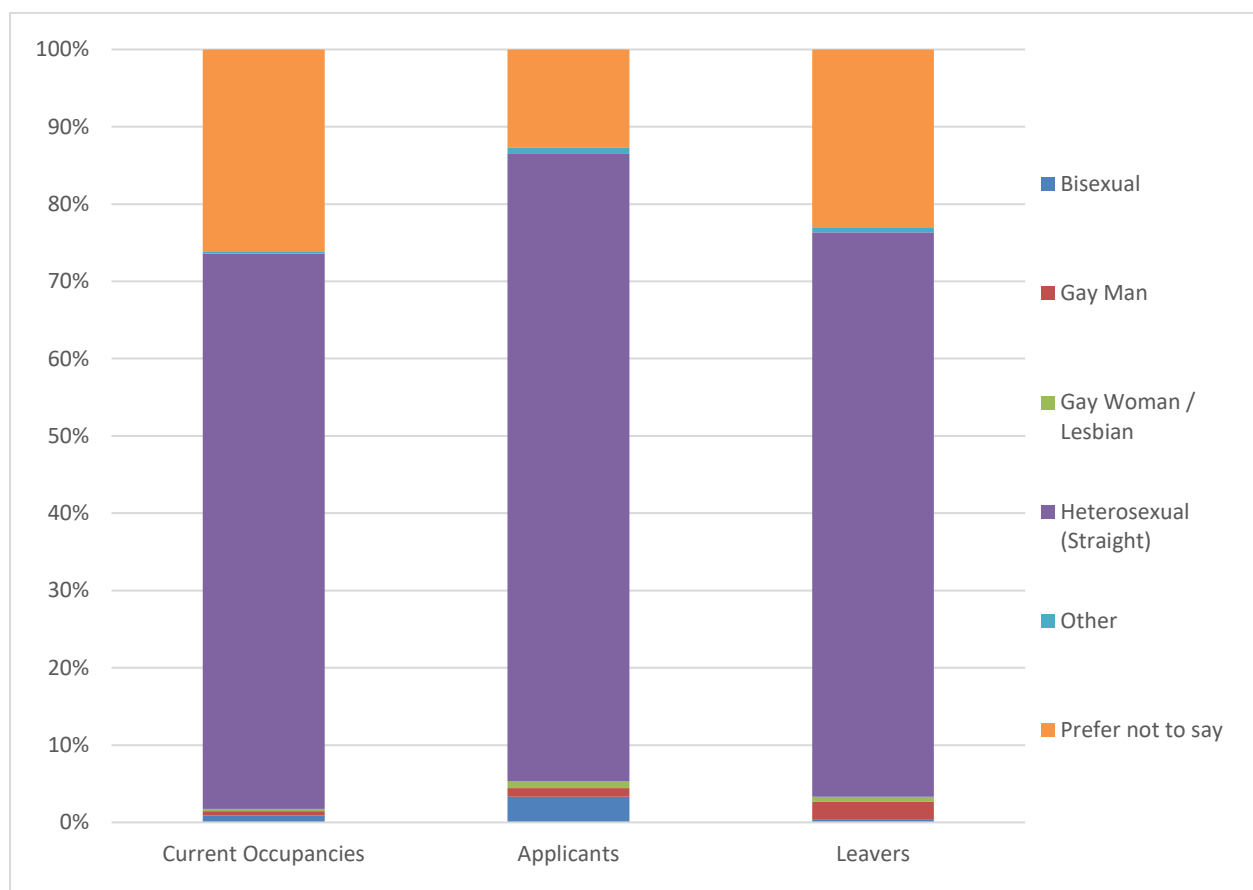


# Sexual Orientation

The current workforce, of those who have selected a sexual orientation, consists of 71.8% heterosexual, 0.9% bisexual, 0.6% gay man, 0.3% gay woman, 0.3% Other whilst 26.1% prefer not to say.

The application process has less people (12.7%) choosing the 'prefer not to say' option than either of the current workforce group or those leaving the organisation. The largest proportion of applicants were heterosexual (81.2%), followed by bisexual (3.3%), gay man (1.1%), gay woman (0.9%) and Other (0.8%).

The data for staff who left Ceredigion County Council shows a majority of heterosexual at 73.0%, gay man at 2.3%, gay woman at 0.7%, Other at 0.7%, bisexual at 0.3%, whilst 23.0% prefer not to say.





# Training

## **Employees who have applied for training and how many succeeded in their application**

Identification of the need for training, learning and development is carried out through the Council's workforce planning and performance review systems.

During personal development interviews Managers will discuss with employees their training, learning and development needs which are aligned to the performance review and job competencies. The results of these feed into a Service Training Plan.

The Council does not currently monitor whether training requests are refused as the process used to identify training does not lend itself to this type of monitoring. We are currently considering whether there are processes which would allow this data to be captured, analysed and reported.

## **Employees who have completed training during the year up to 31 March 2023.**

At this time we are unable to provide a report of those employees who have completed training during the year. The implementation of the Learning & Development module of the HR/Payroll system has taken place and it is expected that this will provide the required data. We are currently considering whether there are processes which would allow this data to be fully captured, analysed and reported.

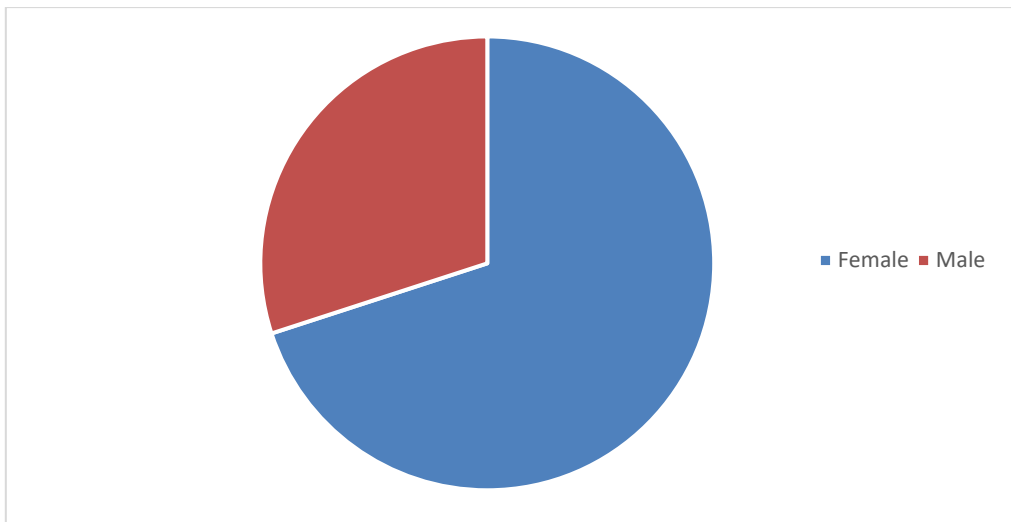
# Grievance

**Employees involved in grievance procedures either as a complainant or a person against whom a complaint was made.**

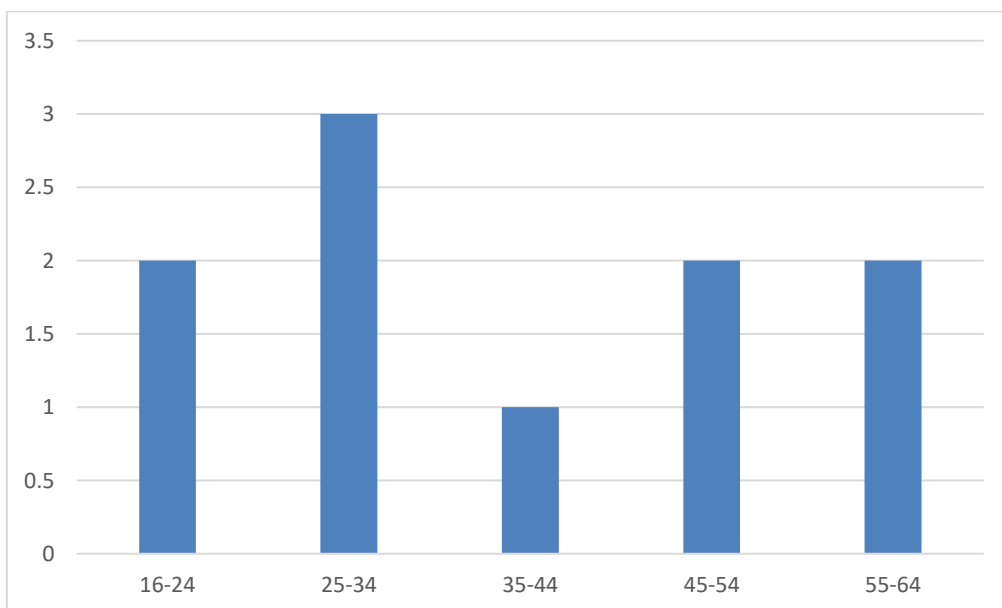
**Note:** Due to the number of individuals involved in disciplinary (10 in total) the data shown below only relates to two protected characteristics: age and sex. The data relating to disability has not been published due to the possibility of identification. There were no other protected characteristics included in this data set.

The total number of employees involved in grievance procedures was 10. Of these 3 were Male and 7 were Female.

## Gender



## Age



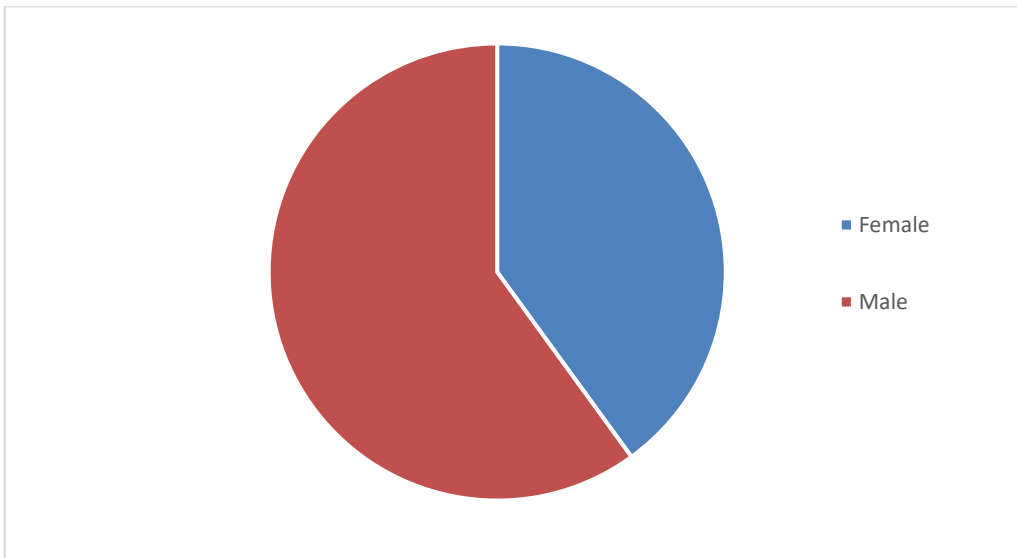
# Disciplinary

## Employees subject to disciplinary procedures

**Note:** Due to the number of individuals involved in disciplinary (10 in total) the data shown below only relates to two protected characteristics: age and sex. There were no other protected characteristics included in this data set.

The total number of employees subject to disciplinary procedures was 10. Of these 6 were Male and 4 were Female.

### Gender



### Age

